

SprintRay Cloud Design

You scan. We plan.

The best design software is one you don't have to learn how to use. SprintRay Cloud Design allows you to tackle production in your office with a blend of artificial intelligence and experienced on-demand designers, all managed from a single cloud portal.

SprintRay Cloud Design integrates RayWare for print setup, where appliances can be batched or sent to any cloud-connected SprintRay 3D printer. Choose between AI Designs (crowns as of now, more to come later) and a wide range of treatments handled by our expert designers.



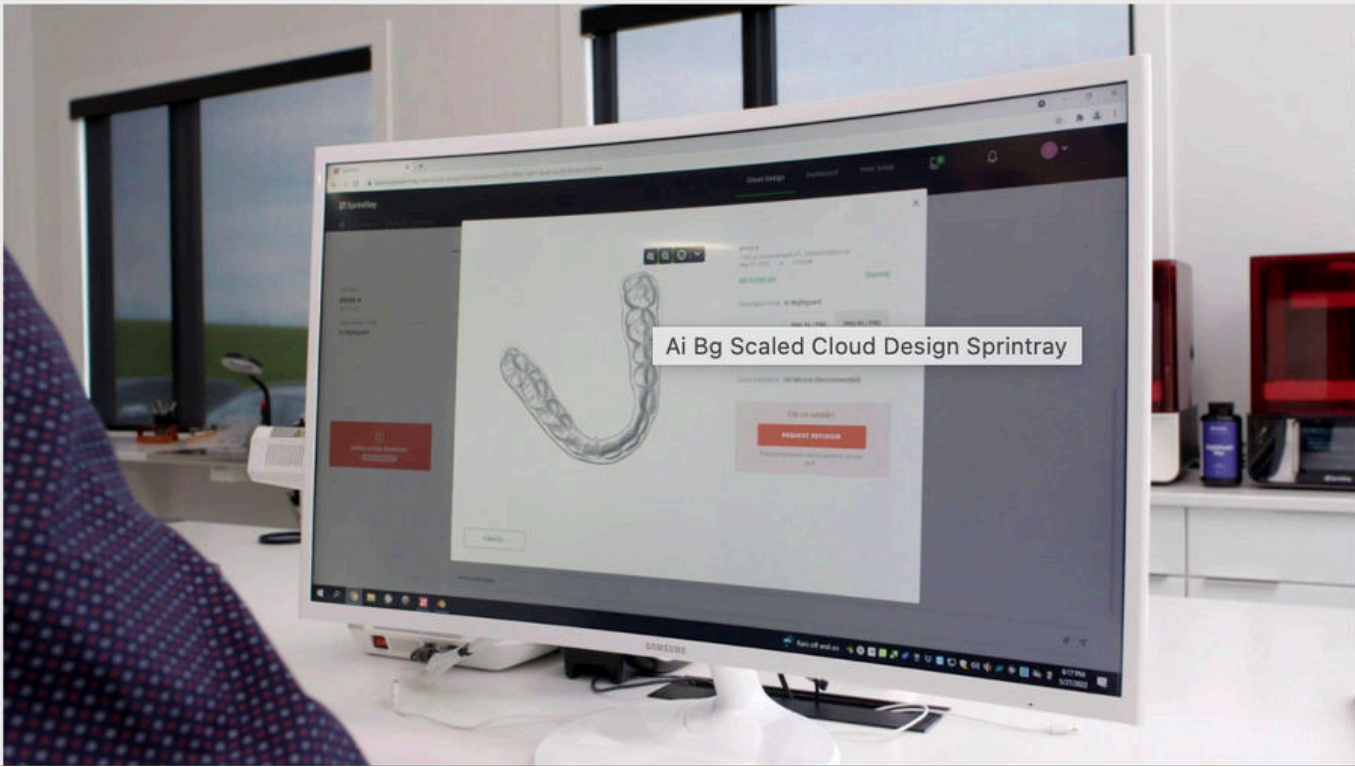
Sprintray AI

Scan, design, print, and place in as little as 60 minutes



Signature Design

Choose treatment, upload data, 3D print



Forma
dental supplies




Design Single-Visit with SprintRay AI

Scan, design, print, and place in as little as 60 minutes

Harness the power of artificial intelligence to streamline your digital workflow. Using proprietary algorithms, our AI system designs dental appliances in minutes, no human intervention required. Send to your 3D printer and place same-day for a wow factor your patients won't soon forget.

- Only available for posterior teeth
- Only one tooth per case selectable
- If Prep Line is not detectable and a manual design chosen, consider it to be done within additional 24h turnaround time

Designs Offered



AI Crown
Design-fee: 15€ per crown Turnaround time: ~5 minutes

[Get a Design](#)













Signature Design

Choose treatment, upload data, 3D print

SprintRay Signature Design is the perfect solution for a busy dental clinic. Sign in to SprintRay Cloud, upload patient data, and request a treatment. Our expert design team will collaborate with you to rapidly create a custom appliance. Send designs via the cloud to your 3D printer to fabricate in-office.

Designs Offered

 <p>Occlusal Guards Starting at 20 € Per Occlusal Guard</p> <p>Nearly every patient can benefit from an occlusal guard. Dramatically reduce the cost and deliver...</p> <p>Read more</p> <p>Get a Design</p>	 <p>Surgical Guide & Implant Planning 130 € Per Guide</p> <p>Simplify your surgical implant workflow with SprintRay Cloud Design. Simply upload your scan and CBCT data, provide te...</p> <p>Read more</p> <p>Get a Design</p>
 <p>Surgical Guide with Temporary Restoration Starting from 143 €</p> <p>Guided surgery has never been easier than with SprintRay Cloud Design. Simply upload your scan and CBCT data, p...</p> <p>Read more</p> <p>Get a Design</p>	 <p>Crown & Bridge 13€ Per Unit</p> <p>SprintRay Cloud Design makes in-house production of aesthetic, custom crowns and bridges truly frictionless. With a sc...</p> <p>Read more</p> <p>Get a Design</p>
 <p>Custom Bleaching Tray Model 40 € Per Arch</p> <p>Our Custom Bleaching Tray Models come with a unique design to create a trench at the gingival margin constructed to be...</p> <p>Read more</p> <p>Get a Design</p>	 <p>Removable Dentures Starting from 75 € Per Arch</p> <p>Experience the benefits of Digital Dentures with SprintRay Cloud Design. With our digital workflow, you...</p> <p>Read more</p> <p>Get a Design</p>
 <p>Models for Clear Aligners 140 € Per Case</p> <p>One patient's treatment they want at a price they can afford with SprintRay Cloud Design. Upload patient data and...</p> <p>Read more</p> <p>Get a Design</p>	 <p>Bracket Removal 20 € Per</p> <p>Remove SMPH in minutes</p> <p>Read more</p> <p>Get a Design</p>
 <p>Smile Correct 150 € per design</p> <p>This treatment is suitable for patients with mild crowding, gaps or rotated teeth. It is only treated central to can...</p> <p>Read more</p> <p>Create a Design</p>	 <p>Smile 25€ per</p> <p>Select a smile with you possible</p> <p>Read more</p> <p>Get a Design</p>




Trusted AI Design

SprintRay Cloud Design powered by artificial intelligence

Automated, reliable AI delivers accurate, repeatable crown designs. Every step is designed for ease of use, making it simple to learn and easy to teach. Submit design, receive crown. It's that simple.

Simple Design Steps, Fast

Taking the work out of in-house production

 <p>Submit</p> <p>Choose treatment type, upload patient data, and provide supporting details.</p>	 <p>Accept</p> <p>Evaluate a preview of your design and the treatment plan. Request revisions if desired.</p>	 <p>3D Print</p> <p>Send file directly to your SprintRay 3D printer for fast in-office fabrication.</p>
---	--	---